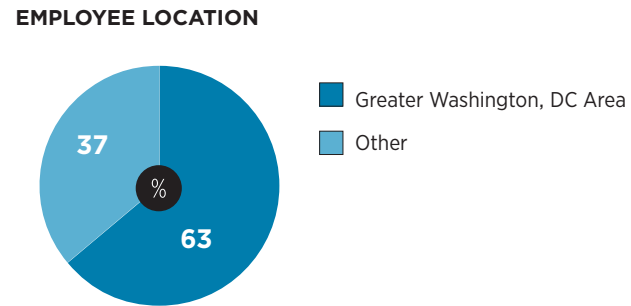


Department of Commerce

 **35,437**
TOTAL EMPLOYEES

 To view how many appointee positions requiring Senate confirmation have been nominated and confirmed in this agency, check out our Political Appointments Tracker:
<http://wapo.st/appointee-tracker>



Source: Partnership for Public Service in association with the Washington Post

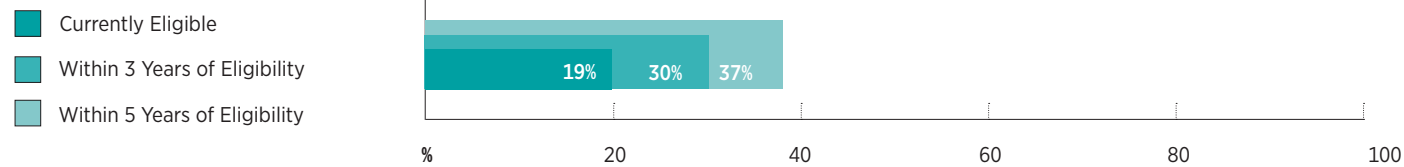
SENIOR EXECUTIVE SERVICE

 **378**
SENIOR EXECUTIVE SERVICE EMPLOYEES

EMPLOYEES TO SES RATIO

93:1 Department of Commerce
245:1 Government-wide Average

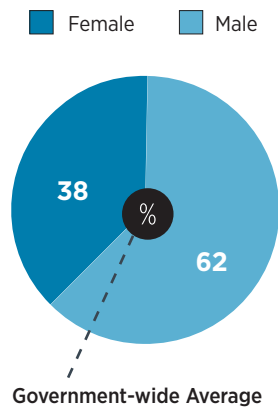
EMPLOYEES ELIGIBLE FOR RETIREMENT



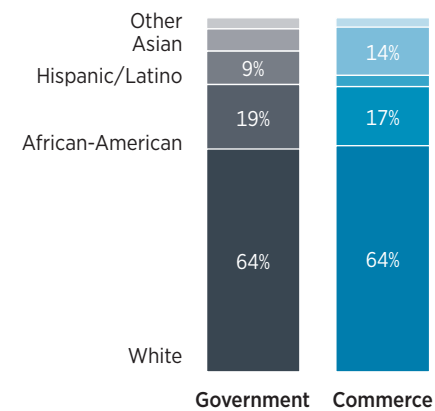
Source: Office of Personnel Management (FY 2016)
Note: Equivalent leadership positions not included

AGENCY VS. GOVERNMENT-WIDE DEMOGRAPHICS

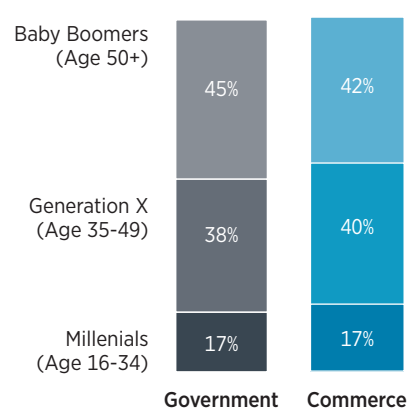
GENDER



RACE/ETHNICITY



AGE



Source: Unless otherwise noted, all data are from FedScope (fedscope.opm.gov), from the Office of Personnel Management, for all full-time, nonseasonal, permanent employees (as of Sept. 2016).


The Partnership's Center for Presidential Transition helps ensure the efficient transfer of power that our country deserves. The Center's Ready to Govern® initiative assists candidates with the transition, works with Congress to reform the transition process, develops management recommendations to address our government's operational challenges, and trains new political appointees.

For transition documents and additional resources, templates and tools, visit presidentialtransition.org.

For more information, please contact Brandon Lardy (blardy@ourpublicservice.org) or Mallory Barg Bulman at the Partnership for Public Service (mbulman@ourpublicservice.org).

BEST PLACES TO WORK IN THE FEDERAL GOVERNMENT®

2016 BEST PLACES TO WORK RANKING

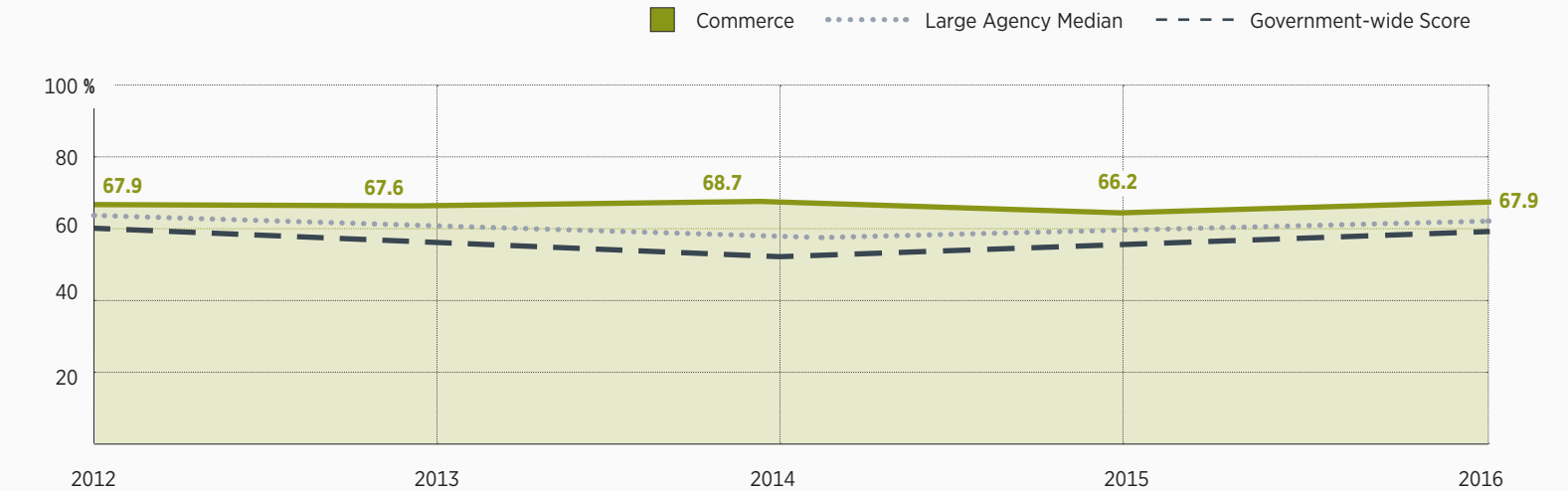
 **2nd**
OF 18 LARGE AGENCIES
(> 15,000 EMPLOYEES)

Best Places to Work in the Federal Government® enables government leaders and employees to gauge employee satisfaction and commitment in each agency based on results from the annual Office of Personnel Management Federal Employee Viewpoint Survey. [Learn more at bestplacestowork.org](http://bestplacestowork.org).

The index score is based on the following FEV items:

- I recommend my organization as a good place to work. (Q. 40)
- Considering everything, how satisfied are you with your job? (Q. 69)
- Considering everything, how satisfied are you with your organization? (Q. 71)

BEST PLACES TO WORK INDEX SCORES



2016 BEST PLACES TO WORK CATEGORY SCORES

